

***Find Fun in the Past...
Build Joy for the Future!***

National Program Packet

P



2022-2023

The National Society
of the
Children of the American Revolution



Table of Contents

National President Message	1
National Contest Entry Instructions	2
National Contest Entry Form	3
National Theme and Project	4-5
National Merit Award	6
American Heritage	7
American History	8
American Indian	9
C.A.R./DAR/SAR/S.R. Relations	10
C.A.R. Day of Service	11
C.A.R. Magazine and Newsletter	12-14
Conservation	15
Government Studies	16
Kids Helping Kids	17
Membership	18-19
Mountain Schools	20-21

Table of Contents *(continued)*

Patriotic Education Program	22
Public Relations	23
Veterans	24
National Merit Award Guidelines	25-30
National Chaplain	31
<i>Notification Procedure and National Memorial Service</i>	
National Organizing Secretary	32
<i>Memorandum of Appointment</i>	
Treasurer	33
<i>Dues, Fees, and Donations</i>	
C.A.R. Donation Pins and Star Supporter Information	34-36
<i>Example of the Pins Received by Donation</i>	
Local Society Guide	37-43
<i>Ideas and Tips for Local Societies</i>	
State Society Guide	44-56
<i>Ideas and Tips for State Societies</i>	
State President's Award Guidelines	47-52
Calendar of Events	57-58
<i>Important Dates of the Year</i>	
Annual DAR Contests	59-60
<i>DAR-sponsored Contests for C.A.R. Members</i>	
Annual SAR Contests	60-62
<i>SAR-sponsored Contests for C.A.R. Members</i>	

Dear C.A.R. Members,

Please use this National Program Packet as your all-inclusive roadmap through the 2022-2023 C.A.R. year! This year, C.A.R. will be partnering with Our Military Kids, Inc., a 501(c)(3) nonprofit organization that recognizes the sacrifice of children of deployed National Guard, deployed Reserve, or post-9/11 combat-injured service members by offering extracurricular activity grants that build the child's self-confidence, enhance family wellness, and strengthen a shared sense of community.

This year's National Theme and Project motivates our members to find joy through activities and artistic expression and use those skills to serve and uplift others around them. The project aims to show that even kids can have an impact on their communities when they use their own gifts and talents.

In this packet, you will find fun and creative ways that you and your society can promote C.A.R., engage with other C.A.R. members, serve your communities, and support children in need!

While this packet is filled with ideas for possible activities, these are only suggestions. The members of the National Board highly encourage you and your society to come up with your own fun and unique activities that relate to this year's programs to help your society ***Find Fun and Build Joy!***

So, join N.S.C.A.R. as we happily serve our communities and promote ***Find Fun in the Past... Build Joy for the Future!***



Cagle Kaough
National President
2022–2023

National Contest Entry Instructions

Contests may be entered via electronic submission **OR** U.S. postal mail.

- ❖ Use the National Contest Entry Form for ALL contests.
- ❖ Use only one entry for each individual contest within each committee.
- ❖ Entries are limited to 15 single-sided pages.
- ❖ Contest reporting period: March 1, 2022 – February 28, 2023.

ELECTRONIC ENTRIES:

Each electronic entry **MUST BE E-MAILED** to the seniors and members (if there are co-chairmen or senior co-chairmen send it to all) and nscarcontests@gmail.com on or before March 7, 2023, by 11:59 pm in your time zone.

Please submit as **ONE PDF** file including the National Contest Entry Form as the cover page and all supporting documentation per contest. Files are limited to 15 supporting pages. Click on this link [Contest Entry Form](#) for a Google Doc entry form. You can also find it on the website.

Videos may be submitted (you must still have the National Contest Entry Form completed and the videos are to be less than 10 minutes) with a clickable hyperlink available on the contest entry PDF. Videos must be accessible without special login credentials.

You will receive a confirmation email of submission when the entry is processed by the awards chairmen and when received by the member and senior chairmen. The contest e-mail is checked during business hours. Please do not send multiple e-mails if you do not receive an immediate confirmation.

U.S. POSTAL MAIL ENTRIES:

Any entry that is submitted non-electronically will need to be sent to the member and senior chairmen. If there are multiple chairmen, all need to receive a copy. The addresses can be found in the roster distributed with the packet or on the website under the eCAR tab. Contest entries **WILL NOT** be judged if sent to C.A.R. National Headquarters. Please call (202-638-3153) or e-mail hq@nscar.org if you cannot locate the address for an entry.

All mailed entries **MUST BE POSTMARKED** on or before March 7, 2023.

National Contest Entry Form

Office or Committee			
Contest			
Society		State	
# members		# participating, total	
# prospective members		# guests	
Society President		Senior Society President	
Name		Name	
Address		Address	
City		City	
State	ZIP + 4® Code	State	ZIP + 4® Code
E-mail		E-mail	
<p>Documentation of your program is required. Please attach:</p> <ul style="list-style-type: none"> - Photographs of displays, projects, and events - Scripts of original programs - Proof of financial and/or material donations - Verification of ALL volunteer hours - All other documentation of your required work to accomplish this program 			
I do NOT wish to have my entry posted on the N.S.C.A.R. website			
Details of donations (material and/or financial, number of volunteer hours)			
Details of how this officer's or committee's program was accomplished			
Statement written by a member (or transcribed for younger members) about what they learned or were excited about while participating in this Program			



National Theme & Project

This year the National Project will support Our Military Kids, Inc., which is a 501(c)(3) organization dedicated to granting children of deployed or injured military parents scholarships to pursue their interests.

The goal of Our Military Kids, Inc. is to recognize the sacrifice of children of deployed National Guard, deployed Reserve, or post-9/11 combat injured service members with extracurricular activity grants that build the child's self-confidence, enhance family wellness, and strengthen a shared sense of community.

The National Project aims to find joy through activities and artistic expression and use those skills to serve and uplift others.

Over the next year, N.S.C.A.R. will carry out this objective through four goals:

1. Raise awareness of the importance of activities and artistic expression to help to improve morale, camaraderie, and overall societal health, especially in children.
2. Raise financial support to go toward scholarships for Our Military Kids, Inc. to encourage children to engage in activities that inspire and ultimately build the future of our society and highlight American values.
3. Increase membership through the encouragement of the real impact kids can have on our country and our world if they use their own gifts to serve and uplift others, especially our youth.
4. Increase our presence on social media to promote membership through participation in monthly challenges.

This year's National Theme is ***Find Fun in the Past... Build Joy for the Future!*** This theme is designed to encourage members to use their own gifts and talents to serve others.

National Theme & Project *(continued)*

Ideas for possible activities:

1. Understand the importance of the culture from our nation's history and present a program to your local society
2. Educate others on ways artistic expression has been used as a form of patriotism
3. Be an advocate of the National Project by presenting a program to DAR, SAR, and S.R. members
4. Plan a non-traditional society meeting at a park or a children's museum to engage in a fun activity with C.A.R. friends
5. Learn about ways children have impacted our nation's history
6. Discover the artistry of patriotic songs, flags, and founding documents



Contest:

Local society with the best program

First Place	\$70
Second Place	\$50
Third Place	\$30
Fourth Place	\$20
Fifth Place	\$10



National Merit Award



Objective: Promote the national programs and projects for the current year.

Program: Support the National Project and its Theme ***Find Fun in the Past... Build Joy for the Future!*** Challenge your local society to complete all requirements for Gold Merit Award!

Guidelines with requirements* can be found on page 25 of this packet. An Entry Template & the National Merit Award Form can be downloaded from the national website. Please scan your Merit Award entry before you submit it - they WILL NOT be returned. National and Senior National Merit Award Chairmen are happy to answer any questions. Contact information may be found in the National Roster.

Tips for Success:

1. Use the National Merit requirements to structure your C.A.R. year.
2. Host a planning meeting to encourage members and prospective members to get involved with the 2022-2023 National Program Packet
3. Focus on time management. Create a schedule for sending newsletters, dues, and donations
4. Create a newsletter template that satisfies all requirements (also found on page 13 of this packet) to ensure correct publication
5. Recruit new members
6. Encourage new or existing members to become Life Members ~There is a discount for paying life membership~
7. Provide information about the different funds C.A.R. supports so members and seniors understand the significance of the donations
8. Submit articles to the *Children of the American Revolution Magazine* and post on the official N.S.C.A.R. blog
9. Participate in all the National Programs and Contests

Gold Merit Award

*All sections must be answered "Yes."

Blue Merit Award

*All but one section must be answered "Yes."

Red Merit Award

*All but two sections must be answered "Yes."

Honorable Mention

*Sections A and F must be answered "Yes."

Certificate of Appreciation for all other entries received

American Heritage

Objective: Understand the customs, values, work, and achievements in American culture to create a deeper understanding of family research and genealogical studies.

Program: Learn about your family heritage and historical events that have made a lasting impact on American culture.



Ideas for possible activities:

1. Participate in a local event that celebrates the history and culture of your hometown or where your society is based
2. Research your family tree to find out more about your patriots
3. Create a recipe book for your society by asking members to submit family recipes that have been passed down through the generations
4. Identify the countries and cultures that are part of your family heritage and learn about how they have had an effect on American society and share with your local society
5. Share family heirlooms and the story behind them at a society meeting
6. Interview a family member to find out what their favorite fun activities and family traditions were as a child and participate in those activities with your local society
7. Create a presentation on the history of how Americans honor people who have served our country and present it at a society meeting

Contest:

Local society with the best program

First Place	\$70
Second Place	\$50
Third Place	\$30
Fourth Place	\$20
Fifth Place	\$10

American History

Objective: Focus on people, places, landmarks, symbols, dates, and events significant in American history.

Program: Commemorate the milestones of the 270th Anniversary of Ben Franklin flying his kite during a thunderstorm, the 240th Anniversary of Congress adopting the stars and stripes, and the 240th Anniversary of Congress adopting the great seal of the United States.

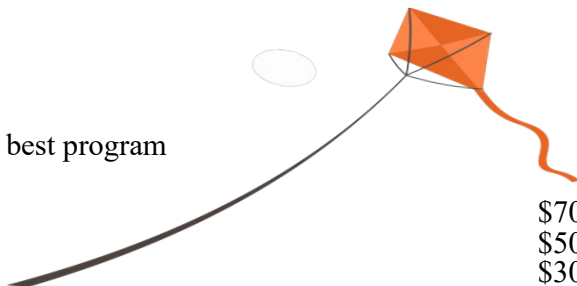
Ideas for possible activities:

1. Make a homemade kite in Ben Franklin's honor and fly it (in good weather)
2. Draw your own version of the American flag and share the symbolism and inspiration behind the designs
3. Research the great seal of the United States and create a society seal with your society members
4. Learn about the significance of Benjamin Franklin's kite study and how it affects your daily life today
5. Analyze drafts of the American flag, as well as the design process
6. Discover Betsy Ross' steps of making the original American Flag's stars and replicate it
7. Collaborate with societies within your state to present a model timeline of each version of the American flag over the years

Contest:

Local society with the best program

First Place	\$70
Second Place	\$50
Third Place	\$30
Fourth Place	\$20
Fifth Place	\$10



American Indian

Objective: Study all aspects of American Indian history, heritage, and culture, and the impact on America.

Program: Compare modern children's games with those of Native American children and learn about Native American children's roles in their tribes or nations.

Ideas for possible activities:

1. Discover the fun of Native American games hands-on (some examples are Bullroarer, Stick Catching, Ring and Pin). Opt to level up by hosting a game day with your local DAR/SAR/S.R. Chapter
2. Compare Native American games to modern games. For example:
 - Double-ball to lacrosse
 - Stick catching to jacks
 - c
3. Learn about the roles of Native American children in their tribes or nations
4. Create a new game with your local society, mirroring how different tribes had different games and skills tests
5. Interview kids with Native American heritage and learn about how their heritage influences who they are today
6. Replicate the roles that Native American children had in their tribe
7. Attend community events held by local Native American tribes
8. Support Bacone College in Muskogee, Oklahoma, or Chemawa Indian School in Salem, Oregon, by sending financial aid or other support as requested by the schools:



Bacone College
2299 Old Bacone Road
Muskogee, OK 74403
www.bacone.edu

Chemawa Indian School
3700 Chemawa Road
Salem, OR 97305
www.chemawa.bie.edu

Contest:

Local society with the best program

First Place	\$70
Second Place	\$50
Third Place	\$30
Fourth Place	\$20
Fifth Place	\$10

C.A.R./DAR/SAR/S.R. Relations

Objective: Establish and develop communication and relationship between members of C.A.R., DAR, SAR, and S.R.

Program: Increase involvement and connection with your local DAR, SAR, and S.R. chapters through service and love of history.

Ideas for possible activities:

1. Explore past activities that children would participate in for fun and share with your local DAR, SAR, and S.R. chapters
2. Enter contests for parent organizations to support their national themes
3. Find a creative way to promote joint membership with parent organizations
4. Partner with a local parent organization to complete a community service project
5. Hold a school supply drive in conjunction with parent organizations to benefit DAR Mountain Schools
6. Participate in state meetings for parent organizations
 - o Serve as a page/aide or participate in Color Guard
 - o Host a table promoting C.A.R. and the National Project
7. Present a program about C.A.R. and the National Project at a local parent organization's chapter meeting



Contest:

Local Society with the best program

First Place	\$70
Second Place	\$50
Third Place	\$30
Fourth Place	\$20
Fifth Place	\$10

C.A.R. Day of Service

Objective: To plan and promote the annual C.A.R. Day of Service held on or around April 5th of each year as a designated time for C.A.R. members, seniors, and supporters to complete service activities in honor of the founding of the National Society on April 5, 1895.

Program: Learn about and support youth programs in local communities through the annual day of service as well as throughout the year, instilling service and community engagement in every member.

*As the *C.A.R. Creed* states, “the boys and girls of today have a definite work to do for their country,” so in this time of national recovery it is vitally important that C.A.R. provides support and assistance to others in need.

Ideas for possible activities:



1. Arrange a supply drive to support military children (e.g. arts & craft supplies, baby shower, diaper drive, gently used clothes, toys)
2. Volunteer at a local homeless shelter
3. Inquire about the needs of a local Children's Home & provide care packages and donations based on given needs
4. Partner with local playgrounds/parks to aid in upkeep such as spreading mulch, painting, or staining playground equipment, etc.
5. Clean up or create a community garden & teach children how to identify different plants
6. Identify places of historical importance to children and assist in restoration or other requested projects
7. Donate needed supplies and recess equipment to local schools
8. Read to children at local libraries
9. Volunteer at community centers to help with children at a YMCA, Ronald McDonald House, Boys and Girls Club, etc.

*There is NO CONTEST for this program. *

Everyone is encouraged to be active in their community through volunteering for the sake of making the community better, which in itself is the reward!

C.A.R. Magazine and Newsletters

Objective: Have an informed membership in all aspects of C.A.R. at work at the local, state, and national levels.

Program: Create articles and pictures showing how you ***Find Fun in the Past...Build Joy for the Future!*** for local and state newsletters, and for the *Children of the American Revolution Magazine*.

Ideas for possible activities:

1. Share stories of how you ***Find Fun in the Past...Build Joy for the Future!*** in local, state, and national newsletters/magazines
2. Compile and publish a list of games, activities, or crafts members can participate in to promote joy
3. Research and submit an article about how kids had fun in the past
4. Draw pictures of sports, hobbies, games, and more that bring you joy and submit them for inclusion in newsletters
5. Share, via newsletters, recipes that bring you joy
6. Submit pictures and/or articles about after-school activity fun
7. Write an article about Our Military Kids, Inc. and what they do
8. Create challenges in newsletters for members to expand their horizons on new outlets of artistic expression and joyous activities. Whenever possible, include photos of participation in later issues

Contest:

Local Society with the best newsletter

First Place	\$70
Second Place	\$50
Third Place	\$30
Fourth Place	\$20
Fifth Place	\$10

State society with the best newsletter* \$35

**Also wins the NSSAR Eleanor Smallwood Niebell Award (see pg. 14)*

E-mail newsletters as they are published! The contest entry form must be submitted for consideration in this contest.

C.A.R. Magazine and Newsletters (*continued*)

State and Local Society Newsletter Guidelines According to National Merit Award & State President Award Requirements

1. Publish and distribute a minimum of **FOUR** newsletters between March 1, 2022, and February 28, 2023

E-mail an electronic copy of each newsletter as soon as published (do not use U.S. mail) to
nsscarnewsletters@gmail.com

(This is a group e-mail that includes the National Chairman, Senior National Chairman, Editors, Associate Editors, National President, and Senior National President.)

2. Each issue must include:
 - a. Page One
 - i. Society Name
 - ii. State
 - iii. Date
 - iv. N.S.C.A.R. website: www.nscar.org
 - b. Society President Name and E-mail Address
 - c. Senior Society President Name, Phone, and E-mail Address
 - d. 2022-2023 National Theme: ***Find Fun in the Past... Build Joy for the Future!***
 - e. Description of the 2022-2023 National Project
 - f. Original article or puzzle/game written by a member, including member's name and age
 - g. Announcement of new members (no contact information)
3. List of member and senior officers and chairmen (one issue only); a separate society yearbook fulfills this Merit Award requirement but is NOT one of the FOUR required newsletters. The yearbook is not considered part of the page limit for Merit Award submission. Personal contact information is not required in the listing.

4. State Societies ONLY

- a. In at least one issue, publicize donation pins

Apple Slice, Endowment Fund, Library Fund, Magazine Fund, Mountain Schools Fund, Museum Major Benefactor Red Apple, Niebell Fund, and Voyager Fund

Special NSSAR Contest

The C.A.R. Magazine and Newsletters
Committee judges the NSSAR

Eleanor Smallwood Niebell Award.

Winners are announced at the N.S.C.A.R. National Convention.
Monetary awards are determined by NSSAR and
presented at the NSSAR Annual Congress each
year for the following:

Best C.A.R. Local Society newsletter
Best C.A.R. State Society newsletter



Conservation

Objective: Understand the need for the preservation of natural resources and participate in good conservation practices.

Program: Find joyful ways to conserve and help the environment!



Ideas for possible activities:

1. Conduct a society meeting at a local park, nature center, community garden, etc., and go on a trash hike afterwards to clean up the area
2. Share a plan with your local society on energy conservation
3. Discover the fun of birdwatching by designing and creating bird or a pollinator feeder/habitat using recycled materials to install in your garden or yard
4. Share the joy of gardening by planting your state flower with your local society
5. Challenge societies to carry out artistic projects that benefit the community
 - Use old t-shirts to make shopping bags that can be donated to senior centers, churches, or homeless shelters
 - Make sleeping mats for the homeless out of plastic grocery bags
 - Upcycle other household items in creative ways
6. Promote left-over produce composting to reduce waste
7. Have a friendly competition among your society collecting plastic bags and/or other special materials and properly recycle them
8. Raise awareness for environmental issues in artistic ways

Contest:

Local society with the best program



First Place	\$70
Second Place	\$50
Third Place	\$30
Fourth Place	\$20
Fifth Place	\$10

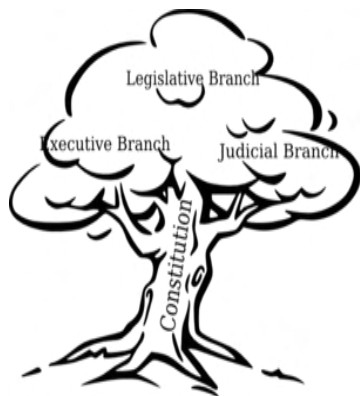
Government Studies

Objective: Know and understand how local, state, and federal governments work.

Program: Learn about the three branches of government and how they influence everyday life.

Ideas for possible activities:

1. Learn, and share with your society, about a government agency that administers benefits to military families/kids
2. Volunteer or get involved with your local government. For example, attend a township meeting to get informed
3. Learn about the Executive Branch, and present a program on how it interacts with the other branches
4. Create a display in a local business's window, library, or school for Constitution week
5. Learn about the Constitution and rewrite it into modern-day English
6. Watch School House Rock (such as "Preamble" and "I'm Just a Bill") and present a program on the importance of what you learned in these videos
7. Host a debate within your society to understand, through practice, how the judicial branch works
8. Celebrate the anniversaries of Emancipation Proclamation (160th) and signing of the U.S. Constitution (235th)



Contest:

Local society with the best program

First Place	\$70
Second Place	\$50
Third Place	\$30
Fourth Place	\$20
Fifth Place	\$10

Kids Helping Kids

Objective: Participate in projects and activities that benefit the community.

Program: Find ways members can engage children in joy-filled activities within their communities.

Ideas for Possible Activities:

1. Participate in activities with children that involve artistic expression!
2. Make donations to children's hospitals, USO, military bases, community centers, food pantries, etc. (check with appropriate administration first for guidelines):
 - Birthday kits (including cake, frosting, candles, cards, etc.)
 - Patriotic Packs (games, coloring pages, snacks, etc.)
 - Homemade stress relief toys (balloon stress balls, fidget bands for chairs, fidget key rings, etc.)
 - Used/new board games, sports equipment, and toys
3. Host an event, such as an ice cream social, to engage with military kids
4. Start or contribute children's books to a little free library
5. Post pick-me-up post-it notes for kids in the community
6. Write and send cards to military kids or seek potential pen-pal opportunities



Contest:

Local society with the best program

First Place	\$70
Second Place	\$50
Third Place	\$30
Fourth Place	\$20
Fifth Place	\$10

Membership

Objective: Increasing membership which is the number one priority of The National Society of the Children of the American Revolution.

Program: Encourage membership by highlighting the benefits, opportunities, and fun had by C.A.R. members.

Ideas for possible activities:

1. Create unforgettable reminders of the importance of growing membership through “membership moments” at meetings. For example, handing out sweet treats like “M&M’s – Membership & Members”
2. Design displays and pamphlets about N.S.C.A.R. to hand out at community hotspots such as Libraries, Children Museums, etc.
3. Host “pop-up” events and distribute information about C.A.R. via brochures, water bottles with C.A.R. website attached, etc.
 - Experiential learning activities at local fairs, festivals, or parks such as making mini crafts, colonial games, etc.
 - Organize “Red, White, Blue Flag Football”, 5K’s, parades, etc.
4. Excite other patriotic and parent organizations by sharing the joys and importance of C.A.R. membership through sing-alongs, skits, and other presentations
5. Call upon members to create media and virtual content to share how much fun C.A.R. is
6. Encourage member engagement through attendance raffles and buddy systems
7. Plan fun activities and trips, outside of meetings, with your local society to festivals, amusements parks, or other fun places
8. Maintain contact with prospective members that come to meetings/events to keep them engaged

Membership *(continued)*

Contests:

Local society with best program

First Place	\$70
Second Place	\$50
Third Place	\$30
Fourth Place	\$20
Fifth Place	\$10

* Local Society with the greatest number of new members \$50

* Local society with largest increase in membership by percentage
(excluding organizing societies)

25 members or fewer	\$50
26 members or more	\$50

* State society with the most confirmed
organizing/reorganizing societies \$40

***No contest entry needed.**

**This contest is judged according to records at
N.S.C.A.R. National Headquarters.**



Mountain Schools

Objective: Provide material and financial aid to Berry College, Inc., The Crossnore School, Inc., Hillside School, Inc., Hindman Settlement School, Inc., and Kate Duncan Smith DAR School.

Program: Learn more about the Mountain Schools' surrounding atmosphere and facilitate supporting them

Ideas for possible activities:

1. Find out specific needs of the school and host a drive for those items such as clothing, school supplies, gift cards, etc.
2. As a society, take an in-person or virtual tour of a Mountain School
3. Learn about the favorite extracurricular activities of Mountain Schools students and find similarities with your interests
4. Learn about the different educational opportunities offered at each of the schools
5. Create a symbolic craft or art piece representing logos and/or mascots of each school
6. Present a program on the Mountain Schools featuring the environment/climate and/or culture of the areas
7. Donate money, box tops, and/or can tabs to Mountain Schools to help fund their programs

Contests:

Local society with the best program

First Place	\$25
Second Place	\$15
Third Place	\$10

Local society sending the most financial or material aid to a Mountain School

First Place	\$25
Second Place	\$15
Third Place	\$10

Local society donating the most Mountain Schools Pins* \$20

***No contest entry needed.**

**This contest is judged according to records at
N.S.C.A.R. National Headquarters.**

Mountain School Contact List

Berry College

2277 Martha Berry Hwy NW
Mount Berry, GA 30149- 9707
706-232-5374

www.berry.edu/giving

Hindman Settlement School

PO Box 844
56 Education Lane
Hindman, KY 41822-0844
606-785-5475

www.hindman.org/donate/

Crossnore School & Children's Home

PO Box 249
100 DAR Drive
Crossnore, NC 28616-0249
828-733-4305

www.crossnore.org/donate/

Kate Duncan Smith DAR School

6077 Main Street
Grant, AL 35747-8333
256-728-4236

<https://kdsdar.org/>

Click on "Support"

Hillside School

404 Robin Hill Road
Marlborough, MA 01752-
8013
508-485-2824

[www.hillsideschool.net/giving/
ways to-give](http://www.hillsideschool.net/giving/ways-to-give)



Patriotic Education Program

Objective: Prepare patriotic programs for use in schools and communities.

Program: Explore ways to recognize our heritage and promote greater respect for our flag and veterans.

Ideas for possible activities:

1. Host a flag retirement ceremony with your local society inviting your local parent organizations as well as the local community
2. Research significance behind the empty tomb at Arlington National Cemetery
3. Look into the eligibility criteria to be buried in Arlington National Cemetery
4. Present to your local society about flag etiquette
5. Create a song about historical artistic expression
6. Make a unique and creative presentation about your patriot ancestor and how they contributed to the American Revolution
7. Create a skit or educational media post to educate members on patriotic songs



Contest:

Local society that creates the best activity for use in a school

First Place	\$70
Second Place	\$50
Third Place	\$30
Fourth Place	\$20
Fifth Place	\$10

Public Relations

Objective: Publicize C.A.R. to the general public through ALL media.

Program: Using various media platforms, share the ways your society and members are building joy in your community to promote greater enthusiasm and community support for C.A.R.

Ideas for possible activities:

1. Create a promotional video for your society to be posted on multi-media platforms and to share with prospective members
2. Hand out snacks at community events with messages attached sharing why C.A.R. brings you joy
3. Post flyers (in accordance with local regulations) promoting C.A.R. around your community such as on bulletin boards typically seen in places like libraries, recreational facilities, etc.
4. Promote the new initiative, “Sales Items Saturdays”, by wearing your C.A.R. shirts, hats, sweatshirts, etc. to show support and enthusiasm for our organization
5. Write articles about C.A.R. fun for publication in your local DAR, SAR, and S.R. newsletters
6. Write an article for your local newspaper about C.A.R. activities
7. Share C.A.R. posts made by the local, state, and national social media accounts



Contests:

Local society with the best program

First Place	\$70
Second Place	\$50
Third Place	\$30
Fourth Place	\$20
Fifth Place	\$10

Society with the most posts on The N.S.C.A.R. Blog

24 members or less	\$10
25 members or more	\$10

Veterans

Objective: Honor those C.A.R. members who have served our country in the military, just as our ancestors did in the American Revolution, and oversee projects, contacts, and records of members who have or are currently serving in the military.

Program: Joyously support and honor veterans through recognizing C.A.R. members & alumni or mentors to C.A.R. members who are involved with the military.

Ideas for possible activities:

1. Learn about the history of the Purple Heart and some recipients' stories for its 240th anniversary
2. Research local youth military organizations such as CAP, JROTC, ROTC, Sea Cadets, etc.
3. Interview C.A.R. active duty/retired parents and mentors from military organizations, as well as their kids, about their experiences
 - o Reach out to the Red Cross, VFW, and American Legion for veterans to interview
4. Invite a veteran to a fun local, state, or regional C.A.R. event
5. Complete a service project that brings joy to a veteran
6. Participate and encourage others to join in Veterans Day activities
7. Light up your yard, porch, etc. with green lights in support of veterans
8. Attend an Honor Flight send-off or homecoming event



Contest:

Local society with the best program

First Place	\$70
Second Place	\$50
Third Place	\$30
Fourth Place	\$20
Fifth Place	\$10

Guidelines for the 2022 – 2023 National Merit Award



N.S.C.A.R. recognizes accomplishments, activities, and hard work of the most outstanding societies. ALL Gold, Blue, Red, and Honorable Mention societies are honored for their achievements. The top three societies are chosen from among Gold Merit Award societies. All societies entering will receive a 2022-2023 ***Find Fun in the Past ... Build Joy for the Future!*** Certificate of Participation.

To ensure your local society's proper recognition, please adhere to the guidelines and recommendations for submitting necessary documentation.

A National Merit Award Entry Template, (with an Activities Report and Table of Contents), is available on the National Website, and may be used as a tool for compiling and ordering your entry. You may also use your own reporting format as long as it is referenced properly to the **National Merit Form** section letters and numbers.

- You **MUST** adhere to the **limit of 50 pages**, excluding newsletters. Anything beyond the first 50 pages will **NOT** be judged.
- **ALL** pages should be numbered and referenced on the form.
- **ALL affirmative responses will be verified.**

Section A – Programs and Projects

- 1) Be sure to keep an accurate list of your society's activities throughout the year. This list should include Event, Date, Place, and number of society members and guests attending. Include at least one photo, preferably a group photo of all members attending, for each event.
- 2) Each society is asked to hold at least six (6) business meetings following the C.A.R. ritual each year. These should be included in your Activities Report. If you covered a specific National Program / Contest at this meeting, please include this information.
- 3) Show your support by including a program on the National Theme and Project during one of your business meetings.

- 4) Send an invitation to National Officers or State Officers to attend one of your events. Include a copy of the invitation. Be sure to include a picture from the meeting with a list of the Officers in attendance. If none are able to attend, please include this information.

Section B – Membership

- 1) Local Societies with 11 or more families must submit dues for at least 90% of their member families along with Senior Society President's fee by January 1, 2023. Local Societies with 10 families or less must submit dues for all but one family, plus the Senior President fee by January 1, 2023. Include the number of families and the number of families paid by the deadline.

Example 1 – 68 total members from 32 families. Must submit dues for 29 families

Example 2 – 25 members from 9 families. Must submit dues for 8 families (all but one).

- 2) Provide a list of all new members with National numbers obtained during the service year.
 - A list of new members can be found on eCAR.
 - Log in to www.nscar.org
 - Scroll over eCAR icon on the right side of the window.
 - From the drop-down menu, click on “Membership Reports”
 - Choose “New Members” from the gray drop-down menu
 - Set “Date Admitted On or After” to March 1, 2022
 - Click green “Find” button
 - Member totals can be found on eCAR.
 - Log in to www.nscar.org
 - Scroll over eCAR icon on the right side of the window.
 - From the drop-down menu, click on “Society Information”
 - Choose “Society Profile Search (National Merit Numbers)” from the gray drop-down menu
 - Type society name in the next box next to “Society Name Contains”
 - Click green “Find” button
 - Click on blue society name to view full information
 - NOTE: Double check these numbers against your own records, as differences may occur.

Be sure to include a copy of your Treasurer's Report as submitted to National with your dues. The Treasurer's Report is available on eCAR, under Membership Reports

Section C – National Magazine

- 1) Submit at least two articles to the *Children of the American Revolution Magazine*. Include a copy of the submission email or a picture of the published article.
- 2) Have a magazine minute at two meetings. Proof of this requirement should be provided (listed in individual meeting descriptions, or details provided separately).
- 3) At least one member of each family should subscribe to the C.A.R. Magazine. This includes immediate family members who are National and Life Promoters, and seniors who receive the magazine.

Calculate the percentage of families that receive the magazine based on magazine subscriptions submitted with your dues on the Treasurer's Report or credited to your society via National and Life Promoters

Section D – Life Membership – one must be completed

- 1) List those members that became life members during the year. Include Name(s) and National Number(s) for each.
- 2) Life members are noted on your Treasurer's report. 10% of your members should be life members.

Section E – Society Newsletters


- 1) You **MUST** submit four newsletters to the C.A.R. Magazine and Newsletter Committee following the submission instructions on page 13 of the National Program Packet. The receipt of submissions will be verified.
- 2) Follow **ALL** the requirements for the C.A.R. Magazine and Newsletters Committee contest found on page 13 of the National Program Packet.
 - Remember, after September 1, National website information, the National Theme and Project must be on page 1.
 - Include a listing of new members when applicable.
 - Be sure to publish the list of member and senior officers and chairmen for your local society either in your newsletter or in

your yearbook. Their contact information is NOT required. If you are using your yearbook, you MUST submit a copy of the yearbook as part of your National Merit entry.

- Articles should be original and written by members. Note the name and age of the article's author.

Section F – Public Relations

- 1) Promote the National Program to your parent DAR, SAR, and/or S.R. Chapters. Invite them to attend your meetings and events or visit one of their chapter meetings to bring greetings and tell them about ***Find Fun in the Past...Build Joy for the Future!***
- 2) Use nscar.org, your local society website and/or other social media to promote C.A.R. Be sure to follow the "Social Media Policy," which can be found at nscar.org > Resources > Bylaws, Handbook, and Policies. Include details and/or screenshots.
- 3) There are many ways you can use media to create public awareness of C.A.R.
 - Distribute C.A.R. brochures
 - Publish an article in a local newspaper
 - Donate items to local children's hospital and contain a note about C.A.R.
 - Participate in a community event where you can display a C.A.R. sign or wear a C.A.R. t-shirt
- 4) Be sure to submit an article to the N.S.C.A.R. Blog. Include submission details and/or screenshots.
- 5) Participate in and promote the C.A.R. Day of Service around April 5 each year or verify that you held a designated day of service on another date prior to March 7. Provide details of your society's activities.



Section G – Contests

Enter at least six (6) of the national contests contained in the ***Find Fun in the Past...Build Joy for the Future!*** National Program Packet.

- **Enter the National President's Contest (required)**
- Enter the contests of at least five (5) committees.
- Let the National Chairmen know about the work you did throughout the year. Enter as many contests as possible for which you qualify.

- You can include a copy of your contest entry form with your Merit entry, but **please do NOT include all the proof documents submitted for each individual contest.**

Section H – Mountain and American Indian Schools

Local societies are encouraged to show their support for the designated Mountain Schools or American Indian Schools. The list of schools can be found in the National Program Packet under their respective National Committees, pages 9, 20, and 21. Each school has specific needs, which can be located on their respective websites, or you may simply make a monetary donation. Be sure to make any contributions early. This will allow enough time for the school to receive your donation(s) and respond with a letter of appreciation. Include a copy of the financial donation or the school's acceptance letter as proof of your donation.

Section I – Donations

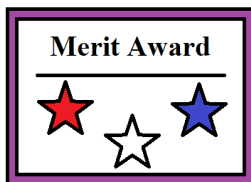

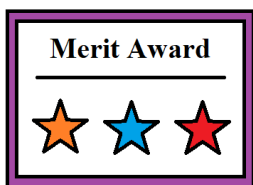
- 1) Local Societies are encouraged to make monetary contributions to the ten (10) funds (see Merit Award Form). The total amount contributed is up to the Local Society. Be sure to use the Local Society Donation Form when submitting your contributions to National Headquarters. Donations should be sent directly to National Headquarters. Please do NOT include a donation check with your Merit entry. Include a copy of the form OR a copy of the Society Donations report, which can be found on eCAR, with your Merit entry. All donations will be verified with National Headquarters.
- Instructions for downloading the Society Donations report.
 - Log in to www.nscar.org
 - Scroll over eCAR icon on the right side of the window.
 - From the drop-down menu, click on "Society Annual Reports"
 - Choose "Society Donations" from the drop-down menu next to "Select a query"
 - Set dates for "Transaction Date Between" to March 1, 2022, and February 28, 2023.
 - Click on the arrow next to your society name to open the full report to view your donations.
 - Click on "Export" to the right above the Society name to view options for exporting/downloading the report and choose "Word or Excel"

- 2) Another great way to contribute to C.A.R. is by gifting pins to friends and family. You may donate for any combination of pins, however, the total amount contributed must equal a minimum of \$100.00. You are encouraged to submit a copy of the Pin Donations report from eCAR. All pin donations will be verified with National Headquarters.
- Instructions for downloading the Society Donations report.
 - Log in to www.nscar.org
 - Scroll over eCAR icon on the right side of the window.
 - From the drop-down menu, click on “Society Annual Reports”
 - Choose “Pin Donations” from the drop-down menu next to “Select a query”
 - Click on “Export” to the right above the Society name to view options for exporting/downloading the report and choose “Word or Excel”

Society Information and Signatures

Please include all the information requested in this section. The Senior National Chairman will use this information to acknowledge receipt of your entry. It may also be used to contact you should a question arise during the judging process. Handwritten information should be printed legibly.

Please remember, ALL questions regarding the National Merit Award contest should be directed to the Senior National Chairman. Contact information is in the National Roster.



National Chaplain

Instructions for Notification

Condolences are sent to family members throughout the year. Please send notification of the death of a member or senior leader, including Life Promoters and current National Promoters, as soon as possible to the Senior National Chaplain. E-mail notifications to the Senior National Chaplain at nationalchaplain@nscar.org.

National Memorial Service

Please use the downloadable version of the National Chaplain's form available on www.nscar.org under Resources/Forms. Attach completed form to an e-mail addressed to Senior National Chaplain at nationalchaplain@nscar.org and to C.A.R. National Headquarters at hq@nscar.org.

All current C.A.R. members, past National Officers, current and past Senior National Officers, Honorary National Presidents, Honorary Senior National Presidents, current and past Senior National Honorary Vice Presidents, State Presidents, current and past Senior State Presidents, current Senior Society Presidents, Life Promoters, and current National Promoters who pass away are remembered at the National Memorial Service in April.

The forms must be received no later than March 15, 2023.



Members, please submit prayers to the National and Senior National Chaplain (contact information may be found in the National Roster). Prayers written by members may be used for board meetings, magazine issues, and during the 2023 National Convention.

National Organizing Secretary

Memorandum of Appointment

Senior State Presidents must submit the Memorandum of Appointment (MOA) for Senior Organizing or Senior Reorganizing Presidents and Senior Society Presidents to the Senior National Organizing Secretary. To ensure inclusion at the appropriate board meeting, appointments must be made by the date provided on the chart below.

To submit the MOA, Senior State Presidents must:

- 1) Log in to www.nscar.org website
- 2) Navigate to “eCAR” and
- 3) Click on the tab “Memorandum of Appointment.” Directions for submitting the online form are located on the web page. When using the online form, the appointments submitted will show immediately below the submission form

Questions regarding society names, organization, reorganization, failure to organize or reorganize, disbandment, location change, and MOA should be sent to organizing@nscar.org

Check or credit card information to pay the senior fee (see below) must be sent directly to:

C.A.R. National Headquarters
1776 D St NW, Room 224
Washington, D.C. 20006-5303
(202) 638-3153

Annual fee:

Senior Organizing or Reorganizing President or Senior Society President \$10

This annual fee is for the office, not the person, and does not have to be paid if the fee was included with the Treasurer’s Report when dues were paid.

Memorandum with fee(s) due	Senior National Board of Management Meetings
October 14, 2022	October 23, 2022
November 19, 2022	December 4, 2022
January 27, 2023	February 20, 2023
April 11, 2023	April 20, 2023

When a fee is required for the appointment, the appointment will not be processed until the fee is received.

National Treasurer

NATIONAL DUES, FEES, AND DONATIONS:

Membership dues (calendar year)	\$20
Life Membership (dues paid to age 22, reflects a 20% discount – See nscar.org)	
<i>Children of the American Revolution Magazine</i> annual subscription	\$8
Membership application fee.	
First child (\$15 application fee and \$20 national dues)	\$35
Second child (\$10 application fee and \$20 national dues) *	\$30
*Must apply at the same time, same parents, and identical lineage	
Reinstatement fee	\$5
Supplemental lineage fee	\$25
Senior fees (annual):	
Senior National Officers	\$20
Senior National Vice Presidents	\$20
Honorary Senior National Presidents	\$20
Senior National Honorary Vice Presidents	\$20
Senior National Chairmen	\$20
Senior State Presidents	\$20
Honorary National Presidents	\$20
Senior Society Presidents	\$10
Senior Organizing or Reorganizing Presidents	\$10
Promoters:	
National (one year)	\$25
Life (receives the <i>C.A.R. Magazine</i> for life)	\$100
Mountain Schools Pin	\$25
Apple Slice Pin (Museum Fund and The Children's Room)	\$50
Niebell Fund Pin	\$50
Voyager Fund Pin	\$50
Endowment Fund Pin	\$100
Library Fund Pin	\$100
Magazine Fund Pin	\$100
Museum Major Benefactor Red Apple Pin and Plaque	\$1,000

Please make checks payable to N.S.C.A.R.

CERTIFICATE ATTESTING MEMBERSHIP FOR DAR, SAR, OR S.R.:

1. N.S.C.A.R. encourages concurrent membership in DAR, SAR, and S.R.
2. A C.A.R. certificate attesting membership is issued only to a member who has paid dues for the current year.
3. The member or the Senior Society President requests a certificate attesting to membership from C.A.R. National Headquarters.
4. The certificate is valid for one year from the date of issue or until the member's 22nd birthday, whichever comes first.

C.A.R. Donation Pins



Niebell Fund Pin

Support ongoing operations at National Headquarters through the Niebell Endowment Fund with a donation of \$50!



Mountain Schools Pin

Show your support for our Mountain Schools and a true "Kids Helping Kids" program! Donate \$25 to the Mountain Schools Fund.



Voyager Pin

Available for a \$50 donation to the Voyager Fund that assists with travel expenses for National Officers, State Presidents, and National Chairmen.



Red Apple Pin- Major Benefactors wishing to honor an individual with a contribution of \$1,000.00 or more to the N.S.C.A.R. Museum receive a Major Benefactor, or Red Apple Pin. The pins must be presented to an individual and cannot be passed from one person to another.



Apple Slice Pin

Any individual making a contribution of \$50.00 or more to the N.S.C.A.R. Museum will receive a Red Apple Slice Pin. These donations support the educational programs in The Children's Room and N.S.C.A.R. Museum.



Endowment Fund Pin

Anyone contributing \$100.00 or more to the Endowment Fund, or in whose honor \$100.00 is given, will receive an Endowment Fund Pin. This pin denotes the singular honor of one who has helped to insure the perpetuation of the ideals of the N.S.C.A.R.



Library Fund Pin

Benefactors of the N.S.C.A.R. Library Fund donating \$100.00 receive a Library Fund Pin. Donations to the library fund help maintain N.S.C.A.R.'s literary collection.



Magazine Fund Pin

Those donating \$100.00 to the Magazine Fund receive the Magazine Fund Pin. Donations to the N.S.C.A.R. Magazine Fund help defray the costs of publication of the magazine.



Become a Star Supporter!

With your support, C.A.R. continues to develop good citizens and train leaders at all levels of the Society. Your donation supports the development of programs and events aimed at teaching the future leaders of our organization and leaders of our country.

(continued on next page)

1) Choose and click which fund you would like to support:

* National Endowment Fund

The National Endowment Fund ensures the N.S.C.A.R. can train good citizens for generations to come. The principal of the Fund is held in perpetuity and invested so that the Fund income will be available to support the work of the N.S.C.A.R. now and in the future.

* General/Operating Fund

The operating fund supports the general operations of N.S.C.A.R.

* Niebell Endowment Fund

The Eleanor Smallwood Niebell Endowment Fund was established in June 1994. Mrs. Niebell, an Honorary Senior National President, donated \$100,000 to establish this restricted fund. The principal is held in perpetuity and invested, with the income used for personnel expenses.

2) Enter the donation amount (minimum of \$5.00)

3) Click Yes, please make me a C.A.R. Star Supporter! This is a recurring gift.

4) Register a name for donor recognition or click anonymous.

5) Submit payment details.

6) Click submit donation.

Star Supporter Enrollment

General / Operating Fund

The operating fund supports the general operations of N.S.C.A.R.

Gift amount

0.00

My details

Give regularly?

☐ No, this is a one time gift. This does not qualify for Star Supporter Recognition.
 ☒ Yes, please make me a C.A.R. Star Supporter! This is a recurring gift

Select gift frequency

Monthly

Please register my name for donor recognition as: **This does not change the donor record!**

☐ Please make this an anonymous gift





[Home](#)
[About N.S.C.A.R.](#)
[National Programs/Events](#)
[Resources](#)
[Events](#)
[Join N.S.C.A.R.](#)
[Join C.A.R.](#)
[Join N.S.C.A.R.](#)

(Complete for C.A.R. today! Use separate page online donations in an easy format, which is safe and secure.)

With your support, C.A.R. continues to develop good citizens and train leaders at all levels of the Society. Your donation supports the development of programs and events aimed at teaching the future leaders of our organization and leaders of our country.

We look forward to continuing our work to teach the next generation about citizenship, leadership, history, and service. Please consider a meaningful gift to the N.S.C.A.R. today!

All donations are acknowledged for in your Major Donor Circle of Giving record. Star Supporter monthly donations do not qualify for donation pin purchases.



[Support the National Endowment Fund](#)



[Support the General/Operating Fund](#)



[Support the Niebell Endowment Fund](#)



[Support the Niebell Endowment Fund](#)



[Support the Niebell Endowment Fund](#)



STAR SUPPORTER

Single qualifying donation made this donor eligible to receive a personal Star Supporter pin. For more information about Star Supporter pins, visit [http://www.nscar.org/starsupporter](#).



STAR SUPPORTER

C.A.R. Star Supporter pin is a symbol of recognition and achievement. It is a symbol of the donor's commitment to the N.S.C.A.R. and its mission to develop good citizens and train leaders at all levels of the Society.

General Tips:

Read Emails; they are sent for a reason!!!!

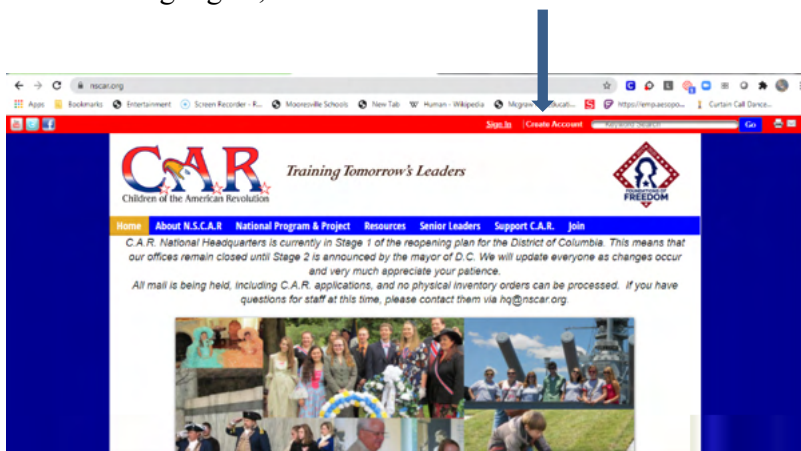
- The second thing is to keep your email address and permissions up to date on the website.
 - To update information, click on your name. Once you have signed in, click on the upper red quick link bar of the website.
 - Once there, click on the edit icon, the pencil, on whichever field needs to be updated.
 - Be sure to click on the save button at the bottom of the field that you changed.



Local Society Guide

This section is to help the local society with ideas, gain knowledge, and be a successful and thriving group!

- Go to nscar.org and make sure that you have a login. “Sign in” can be found in the upper center of the page for existing logins; Create Account is for new users.





- Three important documents can be found on nscar.org under the Resources heading -> Bylaws, Handbook and, Policies.
 - Bylaws- These are the National Bylaws; each state also has its own. Local societies can make their own Bylaws also by using their State and National Bylaws as a guide.
 - C.A.R. Handbook- This is the nuts and bolts of the society. Details not spelled out in the Bylaws can be found in the C.A.R. Handbook.
 - The Senior Society President's Handbook- This is the much more detailed version of this Local Society Guide!
 - If you have ANY questions, please contact your Senior State President.



Packet, Programs, and Meetings

- Please use the information in this packet to plan your year!
- Please review the National Merit Award form before and during your planning meeting in August.
- HAVE FUN! Not all meetings have to be in the same place. Plan field trips to places the members are excited about visiting.
- Use Technology. There are different ways to implement virtual meetings.
 - Have alternative ways to participate for members not able to make it to the meeting; Zoom, FaceTime, Google Meets, Skype, etc.
 - Utilize social media:
 - As an additional avenue for meeting reminders
 - Showcase and publicize what your society is doing!
 - Be sure to follow the Social Media Guidelines, which is also found online with Bylaws, Handbook and Policies.
- Each year, the Program Committees have an Objective that is the overall goal of the committee, and the National President chooses the Program focus for the year. While the packet gives ideas for possible activities, the local society is encouraged to be creative and come up with their own ideas so the society can learn all about the Program for the year.

Objective: From the handbook, same every year.

Program: This is the specific learning goal for the society.

Ideas: These are just ideas. The local societies are encouraged to be creative and come up with their own great ideas to accomplish the Program's learning goals.

Committee Name

American Heritage

Objective: Understand the customs, values, work, and achievements in American culture to create a deeper understanding of family research and genealogical studies.

Program: Research foods and their impact on American culture.

Ideas for possible activities:

- Use an old family recipe to prepare a dish for everyone to enjoy.
- Host a virtual baking show or record a how-to video on your favorite family recipe for your local society! Submit the recording to Awbartow@yahoo.com for use in The N.S.C.A.R. Blog and/or the N.S.C.A.R. YouTube channel.
- Share family recipes with everyone in your local or state society, such as through a virtual C.A.R. recipe book or C.A.R. recipe social media page.
- Hold a society bake sale using family, cultural, or historical recipes such as an Apple Brown Betty, a food-rationing recipe (<https://www.history.com/news/food-rationing-in-wartime-america>).
- Investigate the impact that food rationing had on the war effort during both World War I and World War II.
- Prepare meals or desserts to donate to first responders, Ronald McDonald House, Fisher House, or other charitable organizations.
- Research the food that soldiers ate during the American Revolution.
- Learn about how Meals Ready to Eat (MREs) are used by present day armed-service members.
- Discover what is unique about the food that astronauts eat and make your own at home, like astronaut ice cream (<https://jenis.com/blog/recipe-astronaut-ice-cream/>).

Contests:

Local society with the best program

First Place	\$70
Second Place	\$50
Third Place	\$30
Fourth Place	\$20
Fifth Place	\$10

Contest: The National Chairman will judge the contest entries from the societies and choose the ones he/she feels did the best job in accomplishing the Program's learning goals.

Local Society Calendar for the C.A.R. Year

This is a suggested calendar outline, which can be adjusted as needed for the Society depending on each state's events, meetings, and state conference.

May/June

- 1st newsletter issue. Some ideas for this newsletter: recap National convention and state conference, list state, and national award winners, advertise state packet, and regional meetings, and introduce state and senior state board.



July

- Identify which month your ePostcard 990N must be filed with the IRS and mark it on your calendar

August

- State Packet Meetings/Workshops
- Local Society Planning Meeting
 - Use this meeting to plan your year
 - It is a good idea to create a calendar and plan what program(s) is (are) going to be covered in each meeting
- Publish 2nd newsletter with the date, location, and program(s) for each meeting. Be sure to follow C.A.R. Magazine and Newsletter guidelines on Pages 12-13 of this Packet.

September

- Society Meeting
 - NOTE: It is a good idea to write meeting summaries during, and after, each meeting! This will help with society minutes, upcoming newsletters and eventual contest entries

October

- Society Meeting
- Start collecting dues



November

- Society Meeting
- Remind members to send dues
- sh 3rd Newsletter

December

- Society Meeting
- Send State dues to your Senior State Treasurer – *please do NOT send State dues to N.S.C.A.R. Headquarters*
- Send National dues to N.S.C.A.R. Headquarters
 - **Postmarked on or before January 1st**



January

- Society Meeting
- Start to prepare Society President's Report for State Conference
- Publish 4th and Final Newsletter, including State Conference and National Convention information for all who wish to attend
- Attend your state conference (if it is in January)

February

- Society Meeting
- Hold a “Contest Writing Party” - Work together to finalize the Society's contest entries and prepare them for submission
- Submit all State Contest Entries per guidelines from your State Society
- End of the N.S.C.A.R. year is February 28th
Attend your state conference (if it is in February)



DON'T MISS
THE DEADLINE!



March

- Submit all National Contest Entries and the National Merit Award form by March 7th.
- Credentials for National Convention Delegates are due March 15th
- Attend your state conference (if it is in March)
- Submit the Local Society Annual Report Form to the Senior National Historian.
 - This can be found on nscar.org under the Resources heading -> Forms, and select the Senior Society Presidents tab

April

- See everyone at National Convention

Quick Reference Guide for Electronic Forms and Due Dates

This is a quick reference guide for electronic forms that are due when they are due, and if they have information in the packet, their page #.

	Page #	Due Date
National Dues	33	December 31
Donations	29	February 28
Contest Entries	2 and 3	March 7
Merit Award	6 and 25-30	March 7
National Convention Credentials		March 15
Society Annual Report	43	April 1

State Society Guide

This section contains suggestions to help the State Societies that may need assistance and don't know where to look. This is just a guide – please be sure to do what works best for your state!

- **Be a teacher!** The #1 priority of the Senior State President is to teach the others in the state. The more the members and the seniors know what to do they will be less worried about making a mistake and will be able to relax and enjoy the meetings.
- **Know the State Bylaws.** Make sure that they are up to date. Contact the National Parliamentarian for direction on where to turn for help if they need to be updated.
- **Communication**
 - Utilize social media to stay current, so that members and seniors are informed.
 - Be sure to follow the Social Media Guidelines, which may also be found online with Bylaws, Handbook & Policies.
 - Have as many members as possible write articles for the newsletter. Taking ownership of the newsletter will also encourage them to be more likely to read it!
- **Encourage Participation!** For any society to be successful, they must be an active participant. The more participation, the better results.
- **Questions.** Ask them! There are no dumb questions. Ask fellow Senior leaders, ask Senior National Officers and Chairmen. Ask your predecessor. Chances are, someone else has been in that same situation - we are all here to help each other and work as a team!



State Society Calendar for the C.A.R. Year

June

- Attend regional meetings and Regional Service Projects

July

- Attend regional meetings and Regional Service Projects
- Identify which month your ePostcard 990N must be filed with the IRS and mark it on your calendar



August

- Host Summer Packet Meeting and/or Workshop(s) Please make sure that the local societies feel comfortable and know what the programs are for the year
- Make sure the State President and Senior State President review the State President's Award form so that everything can be accomplished
- Encourage all members to submit articles to the state newsletter!

September

- Submit MOA's for October Senior National Board Meeting

October

- If you have not already done so, plan and book your State Conference
- Once your State Conference details are finalized, send the information to hq@nscar.org so that it can be added to the website

November

- Possible Board meeting (maybe even try virtual meetings)
- Newsletters
- Submit MOA's for December Senior National Board Meeting

December

- Collect dues
- Work on newsletter

January

- Get info out about state conference to Headquarters for publication and social media
- Publish newsletter
- Remind Senior Society Presidents about end of year reports, contest entries, and donations.
- Start of State Conference Season- State conferences start

February

- Collect state contests from the local societies
- State Conference Season

March

- Finish up State Conference season-
- Remind local societies to submit credentials to C.A.R. National Headquarters and contest entries to appropriate places

April

- See everyone at National Convention
- Get State Society Report Form turned into societyreports@nscar.org
 - This can be found on nscar.org under the Resources heading -> Forms, and select the Senior State Presidents tab.



Guidelines for the 2022 – 2023 State President’s Award



N.S.C.A.R. recognizes accomplishments, activities, and hard work of the most outstanding State Presidents. ALL Gold, Blue, Red, and Honorable

Mention State Presidents are honored for their achievements. All State Presidents entering will receive a Certificate of Participation.

A suggested **Template for Compiling your State President Award** entry has been provided on the C.A.R. National Website, however, its use is optional. The **State President Award Form** is also on the National Website. To ensure proper recognition, please follow the **State President Award Guidelines** and recommendations for your submissions.

- You **MUST** adhere to the **limit of 50 pages**, excluding newsletters. Anything beyond the first 50 pages will **NOT** be judged. Proper organization makes entries easier to judge.
- ALL pages should be numbered and referenced on the form, if possible. You may also submit a separate list or table of contents. This makes it easier to find the needed information, greatly increasing your chances of receiving credit for each requirement.
- **ALL affirmative responses will be verified.**

BEGINNING YOUR REPORT

Please begin by listing your name and state. You should also give your membership numbers. These numbers are available on eCAR. Work with your Senior State President to obtain the accurate numbers for reporting.

- Log into nscar.org and click on “eCAR”
- Choose “Society Information” from the drop-down menu
- Choose “Select a query: Society Profile Search (National Merit Numbers)” from the drop-down menu.
- Type name of your state into “Society Name Contains.” Example: Virginia State Society
- Click on blue link for our state society to review the “Society Annual Statistics” report.
- NOTE: Totals will include Members-at-large registered in your state, as well as active members of your state society.

Section A – STATE PRESIDENT

For this section, be sure to keep accurate records of events you attend throughout the year. Include photos and/or screenshots as proof for each response when possible.

- 1) Record your attendance at the 2022 National Convention using a photo, a registration form, or your name tag.
- 2) You or your State First Vice President should attend your own Region Meeting. However, if circumstances prevented you from attending your own, attendance at ANY other Region Meeting is acceptable. Record this using a photo, a registration form, or your name tag.
- 3) All State Presidents are encouraged to hold at least one State Workshop prior to October 1, 2022. Record this with a photo, copy of the invitation, etc.
- 4) State Workshops are a great time to share the National Program with the members in your state. Record this with a photo, copy from your agenda, etc.

Promoting the National Theme, ***Find Fun in the Past ...Build Joy for the Future*** can be done in many ways.

- Explain the National Theme at your State Workshop
 - Publish information about the National Theme in your State Yearbook
 - Publish information about the National Theme in your State Newsletter
 - Provide information about the National Theme when speaking to DAR, SAR, and S.R.
 - Provide details about how you promoted the National Theme throughout the year.
- 6) Promote the National Project Finding Fun in the Past ...Building Joy in the Future, and the objectives and contests of the National Program throughout the year. Your State Yearbook and Newsletter are great opportunities for this promotion.
 - 7) State Presidents are encouraged to plan and promote a state theme and project during their term. Provide details about your theme and project and how you promoted them.
 - 8) Include a state contest for each National Committee. These can be promoted and administered by the corresponding State Committee Chairmen. (An individual may serve as chairman of more than one committee.)
 - 9) The National Merit Award is a great way for local societies to let everyone know about the work they have been doing during the year. Encourage societies to enter by:

- Publishing the National Merit form in your State Yearbook.
- Including an article about the National Merit Award in your State Newsletter.
- Presenting a skit about entering the National Merit Award at your State Workshop.
- Sending National Website Merit Award links to Sr. Society Presidents in your state.

10) Promote life membership through:

- Distributing the National Life Membership form to your local societies.
- Publishing the National Life Membership form in your State Yearbook.
- Having your State Treasurer write an article about the benefits of Life Membership for the State Newsletter.

11) When invited, attend as many local society meetings as you can. Stay connected and promote the National Theme and Project and your State Theme and Project.

12) Be sure to subscribe to the National Magazine. If another member of your household subscribes, and you have access to that publication, you do not need to have a separate subscription. You can subscribe through your local society or contact National Headquarters for information.

13) Encourage the members of your state to attend Region meetings. When attending your own Region, be sure take a group photo with all the members of your state in attendance. You should include the photo with your entry and include a list of the names for all those who attended.

Section B – Membership

1) Developing a statewide membership campaign is easier than you think. Did you:

- Publish articles about recruiting new members in your State Newsletter?
- Promote C.A.R. membership when visiting meetings of parent organizations – DAR, SAR, and S.R.?
- Have a contest for the local society to gain the most new members?

2) Work to gain new members during the year and encourage current members to stay active.

Section C – PUBLIC RELATIONS

1) Invite the National President to attend your state conference or any other state activity. Other activities may include your State Workshop, State Project

Day, or something unique to your state. Please include a copy of the invitation and any pictures of the National President at the event, if available.

2) Submit at least one post to the N.S.C.A.R. Blog and one article to the C.A.R. Magazine

- Entries should be sent to the National and Senior National Public Relations Chairmen via emails, which are listed in the National Roster.
- All entries will be posted on the public side of the National Website, so they should follow the National Society Media Guidelines.
- For more details visit nscar.org > Resources, where you can find links to the “Social Media Policy” and “Blog Submission Guidelines.”

1) Be sure to publicize the N.S.C.A.R. web site www.nscar.org. This can be done in many ways.

- Include a link to the National web site on your State web site. (Connect with the Senior National Chairman, Information Technology Committee for proper procedures.)
- Include the web address in each issue of your State Newsletter
- Distribute copies of the National brochure, which contains the web address, to parent organizations. You can download the PDF for printing from the national web site. It can be found on the “Forms” page under the “Resources” tab.

3) Does your State Society have a public website or social media page? This could be something on Facebook, Instagram, or Twitter for example. Work with your Senior State President to establish a social media presence. Remember this page is PUBLIC. Do not post names of the members. All posts should adhere to the “Social Media Policy.” Please submit screenshots of your website and social media pages.

4) There are many ways to create public awareness about your state society.

- Use social media to promote your State Society
- Have a website for your State Society
- Is there a C.A.R. Committee page in your state’s DAR Society Information Packet?
- Did you have an ad or article published in the State Newsletter for your state’s SAR Society?

5) When visiting with members of our parent organizations be sure to promote the National theme, project, and program.

6) There are many opportunities within your state to participate in a community event.

- Parades
- Wreath Layings
- Wreaths Across America

- Memorial Day, Flag Day, Veterans Day events.

Section D – C.A.R. MAGAZINE AND NEWSLETTERS

A State Newsletter is a great way to communicate information to the members of your state. Guidelines can be found in the National Program Packet.

- 1) Encourage members to subscribe to the C.A.R. Magazine. Include an article in the State Newsletter. Include the subscription form in your State Yearbook.
- 2) State societies are encouraged to distribute at least four issues of the State Newsletter each year, with at least three published after September 1.
- 3) Each issue of the newsletter should contain an article with ideas for obtaining new members. Remember all articles should be written by a member.
- 4) Include information about the National President's program, the National theme, and the National project in each issue.
- 5) Newsletters should contain a welcome to your newest members, listing their names and local society. The Senior State President can find this information on eCAR.
- 6) The publication of these lists may be accomplished in your State Newsletter, but the roster as published in your State Yearbook is also acceptable. However, remember you only have a 50 page limit for your submission. Try setting your printer to print more than one image per page. This technique can be used for other areas of proof.
- 7) Be sure to promote all the national pins in one issue of our newsletter. Include an image of the pin, name of the pin, and donation amount.
- 8) Did you email your State Newsletter to state officers, senior state officers, state chairmen, and senior state chairmen? This is the easiest way to distribute your newsletter.

Section E – DONATIONS

Local societies are encouraged to contribute to various funds of the National Society each year. The deadline for submitting these contributions is February 28, 2023. Be sure to publish this date in various places during the year.

- Calendar in the State Yearbook
- Calendar in the State Newsletter
- Send the Local Society Donation form and deadline to Senior Society Presidents

Society Information and Signatures

The State President and Senior State President should sign and date the State President's Award Form.

NOTE: The official entry form and the proof documents should be sent to the National Chairman for judging. Please email a copy of the entry form

to the Senior National Chairman. This allows both the member and the senior to compare entries should there be problems with postal delivery. You may want to send via a method with delivery confirmation, but do NOT send with a signature required.

Please remember, ALL questions regarding the State President Award contest should be directed to the National Chairman and Senior National Chairman. Contact information is in the National Roster.

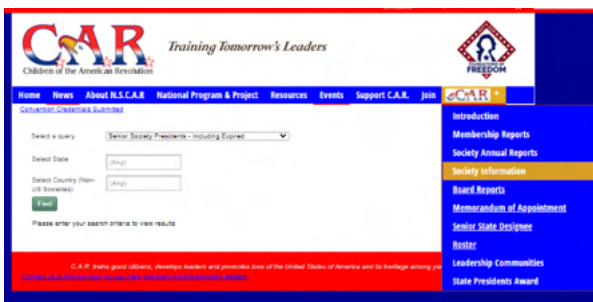


Senior State Presidents:

The forms that are most used by Senior State Presidents are located on the website at Resources > Forms. About halfway down the page, there is a navy-blue toolbar and one of those tabs is for Senior State Presidents.



- Expired Senior Society President Terms are a big issue.
 - Senior State Presidents must be the ones to submit the MOA for their Senior Society Presidents
 - It must happen every 2 years.
 - Even if someone is going to continue to hold the office (for up to 6 consecutive years) they need an updated MOA to stay active.
 - They can check on the terms by using the reports under eC.A.R. > Society Information



- The Senior State Presidents are the only state appointments that N.S.C.A.R. tracks fully in the database.
 - However, each Senior State President can email hq@nscar.org with up to **three** Senior State Designees to have eC.A.R. access at the state level.

- Those three people will be given the same term as the Senior State President, so the access ends at the end of the term.
 - Once they are re-appointed or replaced, the state needs to send hq@nscar.org the list again. Most choose the Senior Registrar, Treasurer, and First Vice President.
 - This will allow others to learn about the inner workings of C.A.R. and the work of the Senior State President.
- Recommend to the Senior State Presidents that they try to have the Senior State Treasurer file the 990-N for each of their societies.
 - Review the list of At Large members for their state.
 - Review the various reports on the website, such as Rosters and Delinquents.

Senior Society Presidents:

- Application guidelines are available on the website under Join > Application and Guidance.
 - We follow these guidelines on every application, and they are sent back or held for correction if they do not follow these. Please ensure that all signatures required (and the member officers if able) are included on all submitted applications.
 - Only the appointed Senior Society President can sign an application, not someone who has unofficially taken over the society.
- Senior Society Presidents are the only appointment at that level that we track, because of the MOA.
 - Each Senior Society President can email hq@nscar.org with the other Senior Leaders that they want to have eC.A.R. access at the society level.
 - Those people will be given the same term as the Senior State President, so the access ends at the end of the term.
 - Once they are re-appointed or replaced, the state needs to send hq@nscar.org the list again. Most choose the Senior Registrar, Treasurer, and First Vice President.
- Transfer and resignation requests must either come directly from the member or their parent/guardian, or the Senior Society President can forward their request.

- There must be proof that the parent/guardian is making the request.
 - Senior Society Presidents cannot transfer or resign members without the family's permission. Those requests are to be emailed or mailed to HQ and members must be in good standing to transfer.
- The forms that are most used by Senior Society Presidents, go to Resources > Forms. About halfway down the page, there is a navy-blue toolbar and one of those tabs is for Senior Society Presidents.



- The \$10 Senior Society President's fee includes a magazine subscription. There is no need to send an extra \$8 unless an additional copy of the magazine is needed.
- Please check the math when submitting the Treasurer's Report with dues, magazine subscriptions, and senior fee.
- Check formulas if using Excel to make sure the total column is correct.
 - Sometimes people make entries in the dues and magazine columns and forget to total them properly in the total column.
- While C.A.R. National Headquarters does not accept dues and magazine subscriptions payments online, they can complete a credit card form (found on the website) and pay by credit card.
- Use the proper form when calculating Life Member dues (count the number of years being paid to double check). The form indicates it is to be used by CURRENT members. The calculation is different when

submitting applications since the dues for new members admitted after June 30 apply to the next calendar year.

- Review the various reports on the website, such as Rosters and Delinquent.

Due dates for important forms:

- Treasurer's Report & Senior Society President's Fee: January 1, 2023, postmarked by December 31, 2022.
- Local Society Donation Form: February 28, 2023
- National Contest Entries: March 7, 2023
- Credentials Form: March 15, 2023 (This is required to be sent by every society, even if you have no members attending Convention. On the off chance that someone from a society decides to come, and their society did not submit the form of a credential, the member would not be eligible to vote).
- Local Society Annual Report: April 1, 2023 (covers the dates March 1, 2022 – February 28, 2023)



Calendar of Events

Month	Day	Event
June	5	Senior National Board of Management Meeting - Virtual
	6	D-Day
	14-16	Preboard (New York)
	17-19	Eastern / New England Regional Meeting (New York)
	21-23	Great Lakes Regional Meeting (Michigan)
	22	Harriett Lothrop Birthday
	29-30	DAR Continental Congress
July	1-3	DAR Continental Congress continues
	4	N.S.C.A.R. Independence Day Event (Washington, D.C.)
	7	National Board Meeting
	7-9	Mid-Southern / Southeastern Regional Meeting (Georgia)
	11	SAR Congress Joseph Rumbaugh Oration Finals
	12	SAR Congress Opening and Youth Award Luncheon
	14-16	South Central Regional Meeting (Louisiana)
	20-22	Great Plains / Rocky Mountain Regional Meeting (Colorado)
	26-28	Western Regional Meeting (Nevada)
September	5	Labor Day
	11	Patriots Day
	17	Constitution Day
October	1	Constitution Ball
	10	Columbus Day
	14	Senior State President's Memorandum of Appointment due for October Board
	19	241st Yorktown Day Celebration
	22	National Board Meeting - Arlington, VA

	22-23	National Committee Meetings - Arlington, VA
	23	Senior National Board of Management Meeting - Arlington, VA (Hybrid)
November	11	Veterans Day
	18	Senior State President's Memorandum of Appointment due for December Board
	24	Thanksgiving Day
December	3	Senior National Board of Management Meeting - Washington, D.C. (Hybrid)
	7	NSDAR Open House / N.S.C.A.R. Open House
	25	Merry Christmas
	31	Dues postmarked to C.A.R. National Headquarters for National Merit Award
January	1	New Year's Day
	16	Martin Luther King Jr. Day
	27	Senior State President's Memorandum of Appointment due for February Board
February	20	Presidents' Day
	22	George Washington's Birthday
	24-25	National Committee Meetings - Arlington, VA
	26	Senior National Board of Management Meeting - Arlington, VA (Hybrid)
	27	The National President's Cagel Kaough's Birthday!!
	28	Senior Society Treasurer - Must have Local Society Donation Form postmarked to C.A.R. National Headquarters
March	7	National Merit Award Deadline
	7	National Contest Deadline
	31	Senior State President's Memorandum of Appointment due for April Board
April	5	C.A.R. Founder's Day
	5	3rd Annual C.A.R. Day of Service (As close to this day as possible)
	19	The opening battle of the American Revolution (1775)
	20	Senior National Board of Management Annual Meeting - Arlington, VA (Hybrid)
	21	National Board Meeting - Washington, D.C.
	21-23	N.S.C.A.R. National Convention, Renaissance Arlington Capital View Hotel, Arlington, VA
	23	National Board and Special Senior National Board of Management Meetings - Arlington, VA
May	29	Memorial Day

Annual DAR Contests

American History Essay Contest

This contest was established to encourage young people to think creatively about our nation's great history and learn about history in a new light. Each academic year, a unique essay topic is chosen, and guidelines are made available. The contest is open to all students in grades five through eight. Essays are judged for historical accuracy, adherence to the topic, organization of materials, interest, originality, spelling, grammar, punctuation, and neatness. Additional rules and guidelines can be found by contacting your local DAR chapter.

A winner will be selected from each of the four grades to advance to the state level. The state winner from each grade will advance to the divisional levels, and divisional winners advance to the national level where the winners are announced. All National winners will receive a certificate, medal, and a monetary reward.

For additional contest information or guidelines, please contact your local DAR chapter or visit DAR.org.

Junior American Citizens (JAC)

The JAC is a committee dedicated to promoting good citizenship and appreciation of American heritage and history among every school-age child in the United States. The JAC Committee offers contests in art, creative expression, and community service for grades one to twelve. Preschoolers may participate in the banner and group community services divisions only. Entries are judged by grade on three levels (gifted, general, and special needs) so that every child may enter the contest regardless of ability. <https://www.dar.org/national-society/education/youth-programs>

DAR Good Citizens Program

The DAR Good Citizens program and scholarship contest is intended to encourage and reward the qualities of good citizenship. The program is open to all senior class students enrolled in accredited public or private secondary schools that are in good standing with their state boards of education. United States citizenship is not required. The student selected as the school's DAR Good Citizen must have the qualities of dependability (which includes truthfulness, loyalty, and punctuality); service (which includes cooperation, courtesy, and consideration of others); leadership (which includes

personality, self-control, and ability to assume responsibility); and patriotism (which includes unselfish interest in family, school, community, and nation) to an outstanding degree.

American Indians Committee

The American Indians Committee awards scholarships to Native Americans. This award is intended to help Native American college and technical school students of any age, any tribe, in any state striving to obtain an education. All awards are judged based on financial need and academic achievement. Applicants must be enrolled members of a Native American tribe recognized at the federal or state level. In addition, applicants must be in financial need and have a grade point average of at least 3.25 based on a 4.0 scale or its equivalent.

Programs may be vocational training or college/university at the undergraduate or graduate level. Graduate students are eligible.

Additional DAR Sponsored Scholarships

We encourage you to visit the website below for information on many other DAR-sponsored scholarships in the areas of Political Science, History, Government and Economics, Medical, Nursing, and various other specific categories: <http://www.dar.org/national-society/scholarships>

Annual SAR Contests

The George S. & Stella M. Knight Essay Contest

The program is designed to give high school students (grades 9-12) an opportunity to explore events that shaped American history. At Chapter, State Society, and National Society levels, students must submit an original essay, with topics based on original research and deal with an event, person, philosophy, or ideal associated with the American Revolution, Declaration of Independence, or the framing of the United States Constitution. National winners receive a certificate and cash award. Prizes on the state and chapter levels vary.

For additional information please visit:

<https://sar.org/education/youth-contests-awards/george-s-stella-m-knight-essay-contest>

Annual SAR Contests (*continued*)

The Joseph S. Rumbaugh Historical Oration Contest

The SAR Historical Oration contest promotes the development of high school students as well as the study of American history. The contest is open to all students attending high school (grades 9-12) as well as public, private, parochial, charter, or home schools in that same grade range. While the preliminary rounds of the contest begin at the local level, students may eventually advance to the state or national levels, eventually held at the annual SAR Congress.

Students prepare and present a five- to six-minute speech discussing an event, personality, or document pertaining to the Revolutionary War and how it relates to America today will be judged based upon its composition, delivery, significance, and historical accuracy and relevance. National winners receive a ribbon, certificate, and cash award. Prizes on the state and chapter levels vary.

For additional information please visit:

<https://sar.org/education/youth-contests-awards/joseph-s-rumbaugh-historical-oration-contest>

SAR Americanism Elementary School Poster Contest

The SAR Americanism Poster Contest is open to students in 3rd, 4th, or 5th grade, depending on when the American Revolution is taught in their school system. This includes public, private, parochial, charter and home-schooled students. The contest is also open to members of the C.A.R., Cub Scouts, and Brownies who are in the same grade if their school does not participate. Judging is based upon the portrayal of the theme, originality, evidence of research, neatness, artistic merit, and creativity. The permanent themes are "Revolutionary War Events" in school years ending in an even number and "Revolutionary War Persons" in school years ending in an odd number. National winners receive a ribbon, certificate, and cash award. Prizes on the state and chapter levels vary.

For additional information please visit:

<https://sar.org/education/youth-contests-awards/americanism-elementary-school-poster-contest>

The SAR ROTC & JROTC Recognition Program

This high school level award fosters the principle of "citizen-soldier" as exemplified by the American Revolution's Minuteman. The process of selection begins with the JROTC Unit's Senior Military Instructor (SMI). Qualified cadets are then selected through Chapter, State Society, and National Society levels of the contest competition. Selection criteria include demonstrated leadership potential, military bearing, and scholastic achievement. Each cadet must submit an original essay on a topic designated by the ROTC/JROTC & Services Academy Liaison Committee. (Nominated cadet must be a junior in High School).

For additional information please visit:

<https://sar.org/education/youth-contests-awards/rotc-jrotc-recognition-program>

The Arthur M. & Berdena King Eagle Scout Program

This competition is open to Eagle Scouts who are registered in an active unit and have not reached their 19th birthday during the year of application. To enter, an application must be submitted at the Chapter level, consisting of a two-page application form, a four-generation ancestry chart, and a 500-word patriotic theme. National winners receive a certificate and cash award. Prizes on the state and chapter levels vary.

For additional information please visit:

<https://sar.org/arthur-m-berdena-king-eagle-scout-contest>

The Sgt. Moses Adams Memorial Middle School Brochure Contest

This contest is open to middle school students, depending on when the American Revolution or Government is taught in their school system. This includes public, private, parochial, charter, and home-schooled students. The contest is also open to members of the C.A.R., Boy Scouts, and Girl Scouts who are in the same grade if their school does not participate. Judging is based upon content, creativity, and correctness. The permanent theme is "The Founding Documents of the United States." National winners receive a ribbon, certificate, and cash award. Prizes on the state and chapter levels vary. (Grades 6-9).

For additional information please visit:

<https://www.sar.org/sgt-moses-adams-memorial-middle-school-brochure-contest>



Mission Statement

The National Society of the Children of the American Revolution trains good citizens, develops leaders, and promotes love of the United States of America and its heritage among young people.